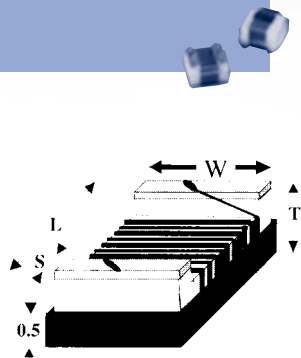


Wire Wound Chip

Surface Mount

ADWIA Series

ADWIA



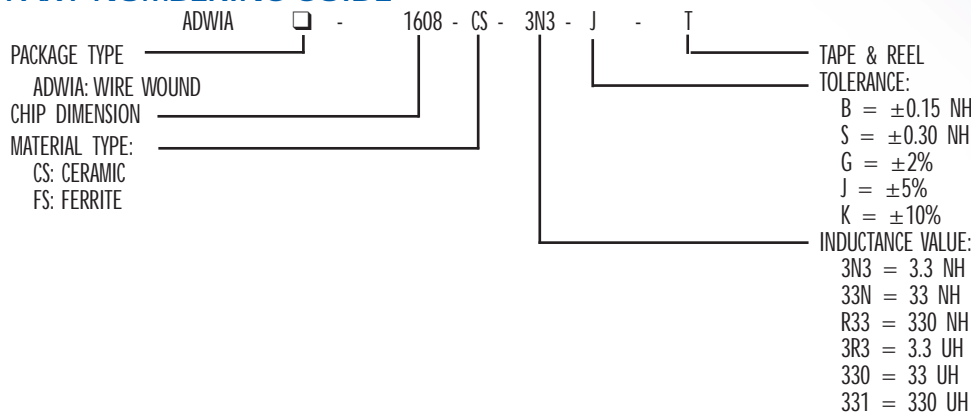
INTRODUCTION

The ADWIA series are wire wound type chip inductors widely used in the communication applications such as cellular phones, pagers, television tuners, radios, and other electronic devices. The wire wound features advance in higher self resonate frequency, better Q factor, and much stabler performance.

FEATURES

- Operating Temperature: -40°C to 85°C.
- Excellent solderability and resistance to soldering heat.
- Suitable for flow and reflow soldering.
- Good dimensions, high reliability, and easy surface mount assembly.
- 3 types of materials provide wide range of induction value for flexible needs.

PART NUMBERING GUIDE



SPECIFICATIONS

SIZE	LENGTH (L)	WIDTH (W)	THICKNESS (T)	TERMINAL (S)
	(inch) mm	(inch) mm	(inch) mm	(inch) mm
ADWIA-0603	(0.063 ± 0.008)	(0.041 ± 0.008)	(0.041 ± 0.008)	(0.014 ± 0.004)
	1.60 ± 0.2	1.05 ± 0.2	1.05 ± 0.2	0.35 ± 0.1
ADWIA-0805	(0.080 ± 0.008)	(0.050 ± 0.008)	(0.048 ± 0.008)	(0.016 ± 0.004)
	2.00 ± 0.2	1.25 ± 0.2	1.20 ± 0.2	0.40 ± 0.1
ADWIA-1008	(0.098 ± 0.008)	(0.063 ± 0.008)	(0.063 ± 0.008)	(0.020 ± 0.004)
	2.5 ± 0.2	2.00 ± 0.2	1.60 ± 0.2	0.50 ± 0.1
ADWIA-1210	(0.126 ± 0.008)	(0.098 ± 0.008)	(0.087 ± 0.008)	(0.020 ± 0.004)
	3.20 ± 0.2	2.50 ± 0.2	2.20 ± 0.2	0.50 ± 0.1

Wire Wound Chip

Surface Mount

ADWIA Ferrite Series



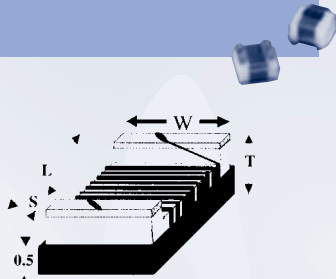
ADWIA-1210FS

INTRODUCTION

The ADWIA series are wire wound type chip inductors widely used in the communication applications such as cellular phones, pagers, television tuners, radios, and other electronic devices. The wire wound features advance in higher self resonate frequency, better Q factor, and much stabler performance.

FEATURES

- Operating Temperature: -40°C to 85°C.
- Excellent solderability and resistance to soldering heat.
- Suitable for flow and reflow soldering.
- Good dimensions, high reliability, and easy surface mount assembly.
- 3 types of materials provide wide range of induction value for flexible needs.



SPECIFICATIONS

SIZE	LENGTH (L) (inch) mm	WIDTH (W) (inch) mm	THICKNESS (T) (inch) mm	TERMINAL (S) (inch) mm
ADWIA-1210	(0.126 ± 0.008) 3.20 ± 0.2	(0.098 ± 0.008) 2.50 ± 0.2	(0.087 ± 0.008) 2.20 ± 0.2	(0.020 ± 0.004) 0.50 ± 0.1

ADWIA-1210FS (3225) SERIES STANDARD SPECIFICATIONS

PACKAGE TYPE	INDUCTANCE ¹ (uH)	PERCENT TOLERANCE	Q ² min.	S.R.F. ³ min. (MHz)	RDC ⁴ max. (Ω)	IDC ⁵ max. (mA)
ADWIA-1210FS 1R2 □ T	1.2 @ 7.96 MHz	K,J,G	30 @ 7.96 MHz	100	0.75	390
ADWIA-1210FS 1R5 □ T	1.5 @ 7.96 MHz	K,J,G	30 @ 7.96 MHz	85	0.85	370
ADWIA-1210FS 1R8 □ T	1.8 @ 7.96 MHz	K,J,G	30 @ 7.96 MHz	80	0.90	350
ADWIA-1210FS 2R2 □ T	2.2 @ 7.96 MHz	K,J,G	30 @ 7.96 MHz	75	1.0	320
ADWIA-1210FS 2R7 □ T	2.7 @ 7.96 MHz	K,J,G	30 @ 7.96 MHz	70	1.1	290
ADWIA-1210FS 3R3 □ T	3.3 @ 7.96 MHz	K,J,G	30 @ 7.96 MHz	60	1.2	260
ADWIA-1210FS 3R9 □ T	3.9 @ 7.96 MHz	K,J,G	30 @ 7.96 MHz	55	1.3	250
ADWIA-1210FS 4R7 □ T	4.7 @ 7.96 MHz	K,J,G	30 @ 7.96 MHz	50	1.5	220
ADWIA-1210FS 5R6 □ T	5.6 @ 7.96 MHz	K,J,G	20 @ 7.96 MHz	47	1.6	200
ADWIA-1210FS 6R8 □ T	6.8 @ 7.96 MHz	K,J,G	20 @ 7.96 MHz	43	1.8	180
ADWIA-1210FS 8R2 □ T	8.2 @ 7.96 MHz	K,J,G	20 @ 7.96 MHz	40	2.0	170
ADWIA-1210FS 100 □ T	10 @ 2.52 MHz	K,J,G	15 @ 2.52 MHz	36	3.23	150
ADWIA-1210FS 120 □ T	12 @ 2.52 MHz	K,J,G	15 @ 2.52 MHz	33	3.50	140
ADWIA-1210FS 150 □ T	15 @ 2.52 MHz	K,J,G	15 @ 2.52 MHz	30	2.8	130
ADWIA-1210FS 180 □ T	18 @ 2.52 MHz	K,J,G	15 @ 2.52 MHz	270	3.3	120
ADWIA-1210FS 220 □ T	22 @ 2.52 MHz	K,J,G	15 @ 2.52 MHz	25	3.7	110
ADWIA-1210FS 270 □ T	27 @ 2.52 MHz	K,J,G	15 @ 2.52 MHz	20	5.0	80
ADWIA-1210FS 330 □ T	33 @ 2.52 MHz	K,J,G	15 @ 2.52 MHz	17	5.6	70
ADWIA-1210FS 390 □ T	39 @ 2.52 MHz	K,J,G	15 @ 2.52 MHz	16	6.4	65
ADWIA-1210FS 470 □ T	47 @ 2.52 MHz	K,J,G	15 @ 2.52 MHz	15	7.0	60
ADWIA-1210FS 560 □ T	56 @ 2.52 MHz	K,J,G	15 @ 2.52 MHz	13	8.0	55
ADWIA-1210FS 680 □ T	68 @ 2.52 MHz	K,J,G	12 @ 2.52 MHz	12	9.0	50
ADWIA-1210FS 820 □ T	82 @ 2.52 MHz	K,J,G	12 @ 2.52 MHz	11	10	45
ADWIA-1210FS 101 □ T	100 @ 2.52 MHz	K,J,G	12 @ .796 MHz	10	10	40
ADWIA-1210FS 121 □ T	120 @ 2.52 MHz	K,J,G	12 @ .796 MHz	10	11	70
ADWIA-1210FS 151 □ T	150 @ 2.52 MHz	K,J,G	12 @ .796 MHz	8	15	65
ADWIA-1210FS 181 □ T	180 @ 2.52 MHz	K,J,G	12 @ .796 MHz	7	17	60
ADWIA-1210FS 221 □ T	220 @ 2.52 MHz	K,J,G	12 @ .796 MHz	7	21	50

¹Inductance is measured in HP-4291B impedance analyzer with HP-16192 fixture. ²Q is measured in HP-4291B impedance analyzer with HP-16192 fixture.

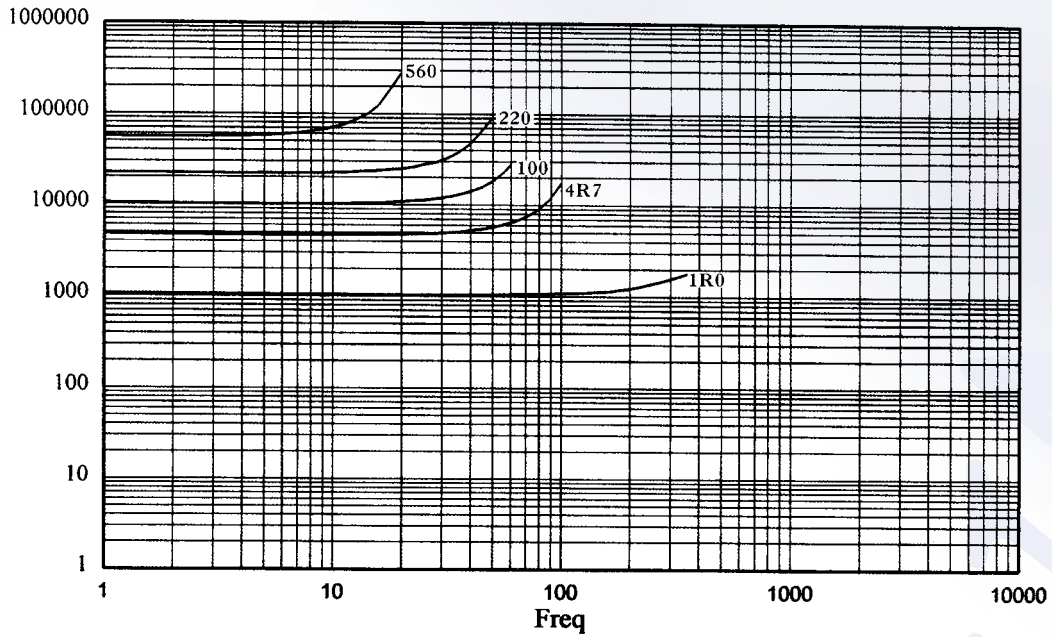
³S.R.F is measured in HP-8753E RF network analyzer with HP-16192 fixture. ⁴RDC is measured in HP-4338B milliohmmeter. ⁵For 15°C Rise.

Wire Wound Chip

Surface Mount

ADWIA Ferrite Series — Continued

ELECTRICAL CHARACTERISTIC
ADWIA-1210FS (3225)



ADWIA-1210FS (3225)

