


# E-SERIES 0805/1206 SMT CHIP INDUCTORS

HIGH Q-FACTOR SERIES 5308/5303



SUMIDA Components GmbH is a well-known manufacturer of RF electronic components. Within our product program, we offer standard platforms as well as custom solutions designed and manufactured with the highest level of quality. This results in robust and reliable components for our cu-

stomers' demanding applications. Our extensive manufacturing and testing capabilities coupled with our IATF 16949, DIN EN ISO 9001, DIN EN ISO 14001 and DIN EN ISO 50001 certifications, makes SUMIDA Components GmbH the right choice to satisfy your high requirements.

## GENERAL CHARACTERISTICS OF WIRE-WOUND SMT CHIP INDUCTORS

### DESCRIPTION

This series are characterised by an excellent price/performance ratio. The E-Series SMT Chip Inductors are highly reliable inductive component solutions for mass production of electronic circuits for smart system suppliers of the electronic industry (Non-Automotive applications). The series 5308/5303 are wire-wound Chip Inductors on a smaller aluminium oxide ceramic body. The terminal metallization is AgPd/Ni/Au.

### FEATURES

- Small Sizes for SMT
- Stable Inductance even in High Frequencies
- Tight Tolerances
- Low DC Resistance
- Operating Temperature Range -40 °C to +85 °C
- **High Q-Factor**
- Low Capacitor Behaviour

### APPLICATIONS

- Antenna Amplifier
- Mobile Phones (GSM)
- Global Positioning Systems (GPS)
- Digital Cameras

### QUALITY MANAGEMENT SYSTEM

Certified QM-System:  
IATF 16949  
DIN EN ISO 9001

Certified EM-System:  
DIN EN ISO 14001  
DIN EN ISO 50001



# E-SERIES 0805/1206 SMT CHIP INDUCTORS

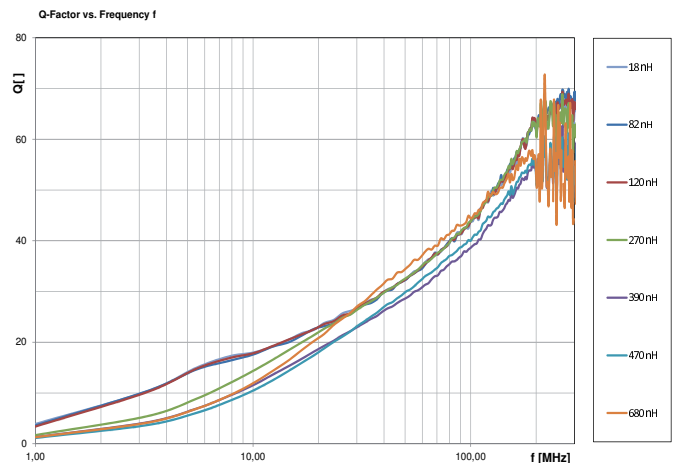
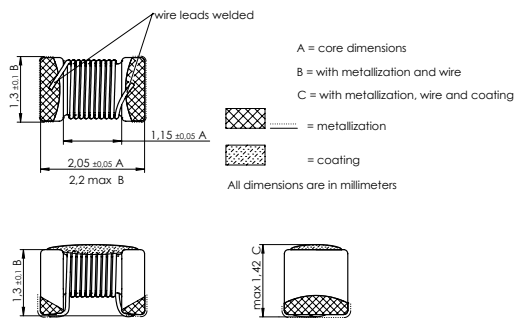
HIGH Q-FACTOR SERIES 5308/5303

## ELECTRICAL PARAMETERS

	symbol	0805 (2012)	1206 (3216)
Inductance	L	18 ... 680 nH	82 ... 270 nH
Tolerance (depends on L-Value)	-	2/5/10/20 %	2/5/10/20 %
Minimum Q-factor	$Q_{\min}$	30 ... 45	33 ... 45
Self Resonance Frequency	$f_{\text{res, min}}$	> 3850 ... 500 MHz	> 1500 ... 950 MHz
Max. DC Resistance	$R_{\text{DC, max}}$	120 ... 3400 m $\Omega$	200 ... 520 m $\Omega$
Rated Current (ref. to 85 °C)	$I_{\text{rated}}$	850 ... 170 mA	900 ... 630 mA
Operating Temperature Range	-	-40 ... +85 °C	-40 ... +85 °C

Further L-Values and Tolerances on request

### 0805 (2012)



### 1206 (3216)

