

































Pushbutton Switches							
Series	Head Shape	Function	Round	Square	Rectangular	Color	Page No.
ADA16S Series (IP65 Illuminated Soldering/plug-in)	High Bezel	Illustration					12-14
		Alternate	ADA16S6-AR2-A2 □ □	ADA16S6-AS2-A2 □ □	ADA16S6-AT2-A2 □ □		
		Momentary	ADA16S6-MR2-A2 □ □	ADA16S6-MS2-A2 □ □	ADA16S6-MT2-A2 □ □		
	Flush Mounting	Illustration					15-17
		Alternate	ADA16S6-AR3 A2 □ □	ADA16S6-AS3-A2 □ □	ADA16S6-AT3-A2 □ □		
		Momentary	ADA16S6-MR3-A2 □ □	ADA16S6-MS3-A2 □ □	ADA16S6-MT3-A2 □ □		
	Overhanging Lenses	Illustration					18-20
		Alternate		ADA16S6-AS4-A1 □ □	ADA16S6-AT4-A1 □ □		
		Momentary		ADA16S6-MS4-A1 □ □	ADA16S6-MT4-A1 □ □		
	Full Guard	Illustration					12-14
		Alternate		ADA16S6-AA5-A1 □ □			
		Momentary		ADA16S6-MA5-A1 □ □			

Selector Switches										
Series	Head Shape	Illustration	Two Position		Three Position		Color	Page No.		
ADA16C Series (IP65 Illuminated Soldering/plug-in)	Standard		Alternate	A	ADA16C6-AA1-AA □ □	Alternate	H	ADA16C6-AA1-AH □ □		22-24
				E	ADA16C6-AA1-AE □ □		O	ADA16C6-MA1-AO □ □		
				U	ADA16C6-MA1-AU □ □		S	ADA16C6-MA1-AS □ □		
			Momentary	A	ADA16C6-AS1-AA □ □	Alternate	H	ADA16C6-AS1-AH □ □		
				E	ADA16C6-AS1-AE □ □		O	ADA16C6-MS1-AO □ □		
				U	ADA16C6-MS1-AU □ □		S	ADA16C6-MS1-AS □ □		
	Rectangular		Alternate	A	ADA16C6-AT1-AA □ □	Alternate	H	ADA16C6-AT1-AH □ □		22-24
				E	ADA16C6-AT1-AE □ □		O	ADA16C6-MT1-AO □ □		
				U	ADA16C6-MT1-AU □ □		S	ADA16C6-MT1-AS □ □		
			Momentary	A	ADA16C6-AC1-AA □ □	Alternate	H	ADA16C6-AC1-AH □ □		
				E	ADA16C6-AC1-AE □ □		O	ADA16C6-MC1-AO □ □		
				U	ADA16C6-MC1-AU □ □		S	ADA16C6-MC1-AS □ □		

Selector Switches								
Series	Head Shape	Illustration	Two Position			Color	Page No.	
ADP16C Series (IP40 plug-in)	Standard		Alternate	A		ADP16C4-AA1-1A □□		34-36
				E		ADP16C4-AA1-1E □□		
			Momentary	U		ADP16C4-MA1-1U □□		
	Square		Alternate	A		ADP16C4-AS1-1A □□		
				E		ADP16C4-AS1-1E □□		
			Momentary	U		ADP16C4-MS1-1U □□		
	Rectangular		Alternate	A		ADP16C4-AT1-1A □□		
				E		ADP16C4-AT1-1E □□		
			Momentary	U		ADP16C4-MT1-1U □□		
	Flange		Alternate	A		ADP16C4-AC1-1A □□		
				E		ADP16C4-AC1-1E □□		
			Momentary	U		ADP16C4-MC1-1U □□		

Selector Switches								
Series	Head Shape	Illustration	1NO/1NC		1NO/1NC+1NO/1NC		Color	Page No.
ADD16C Series (IP40 Illuminated Soldering)	Standard		Alternate	A		ADD16C4-AA1-1A □□		34-37
				E		ADD16C4-AA1-1E □□		
			Momentary	U		ADD16C4-MA1-1U □□		
	Square		Alternate	A		ADD16C4-AS1-1A □□		
				E		ADD16C4-AS1-1E □□		
			Momentary	U		ADD16C4-MS1-1U □□		
	Rectangular		Alternate	A		ADD16C4-AT1-1A □□		
				E		ADD16C4-AT1-1E □□		
			Momentary	U		ADD16C4-MT1-1U □□		
	Flange		Alternate	A		ADD16C4-AC1-1A □□		
				E		ADD16C4-AC1-1E □□		
			Momentary	U		ADD16C4-MC1-1U □□		



DESCRIPTION

- * Multiple designs in head shape to fit with different panels and easy installation, including the standard design, flange bezel design and flush mounting bezel.
- * Available Size: Rectangular 18 x 24mm
Square 18 x 18mm & 24 x 24mm
Round diameter ~18mm
- * Can fit with different panels, like Mosaic Panel.
- * Multiple colors optional. Customers can choose the lamp color according to his demand.
- * With options of Incandescent, LED, and Neon lamp or without lamp.
- * With special terminal design, it can be used in different PCBs by using soldering or socketing terminal.
- * Easy disassembly and additional contacts are available.
- * Removable operation contacts design for easy installation.
- * IP65 degree for water-proof, liquid-proof and oil-proof enables the device to be used in equipments of various fields.
- * Approvals: UL/CUL/VDE/CE pending

SPECIFICATIONS

Electrical Rating	250V AC 5A(VDE) 125V AC 8A	Wire Range	1x1.5mm ² max
Insulation Resistance	50mΩ(initial)according 512-2 to IEC	Cable Range	2x0.75mm ² /1x1.0mm ² Max
Mechanical Life	momentary: 250,000 operations min	Lighting	LED/incandescent/neon
Electrical Life	50,000 operations min	Storage Temperature	-40°C~+70°C
Insulation Withstand Voltage	1500V AC 60Hz 1min. between all terminals and ground	Operating Temperature	-25°C~+55°C
Contact Material	Silver	Degree of Contamination	class II
Terminal	Soldering / plug-in type	Degree of Protection	IP40/IP65
Quick-Connect Terminal	2.8 x 0.5mm		

ORDER INFORMATION

MODEL FORMAT ADA16C **1**-**2****3**1-**4****5****6****7**

1 DEGREE OF PROTECTION

4 : IP40
6 : IP65

2 FUNCTION

M : MOMENTARY
A : ALTERNATE

3 HEAD SHAPE

A : STANDARD
C : LARGE SQUARE
S : SQUARE
T : RECTANGULAR

4 CONTACT ARRANGEMENT

A : 1NO/1NC+1NO/1NC
B : 1NO/1NC

5 VARIOUS OPTIONS OF DIFFERENT SWITCH TYPE

Alternate		Momentary
A	E	U

Alternate	Momentary	
H	O	S

6 LAMPS



0 : Without lamps
A : Incandescent 6V AC/DC 200mA
B : Incandescent 14V AC/DC 80mA
C : Incandescent 28V AC/DC 40mA
D : Incandescent 48V AC/DC 25mA
E : Incandescent 60V AC/DC 20mA
F : Neon 110V AC
G : Neon 220V AC
H : LED 6V DC
J : LED 12V DC
K : LED 24V DC
L : Incandescent 33V AC/DC 35mA
M : Incandescent 6V AC/DC 40mA
N : Incandescent 14V AC/DC 40mA

7 LENS COLOR

B : Blue
G : Green
R : Red
W : White
Y : Yellow
K : Black



3



ADA16-A



ADA16-B



unit: mm

SHAPE				
DIMENSIONS	$\phi 18$	18x18	18x24	24x24
COLOR	B.G.R.W.Y.K	B.G.R.W.Y.K	B.G.R.W.Y.K	B.G.R.W.Y.K

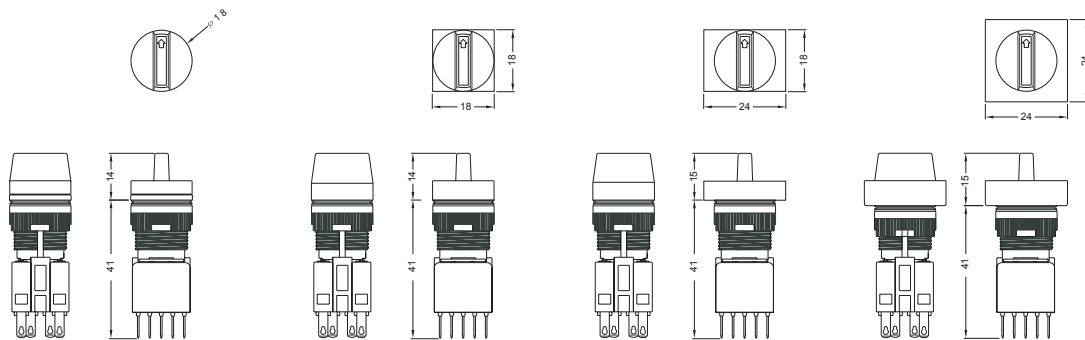
HEAD SHAPE

ADA16C6-□A1-A□□□

ADA16C6-□S1-A□□□

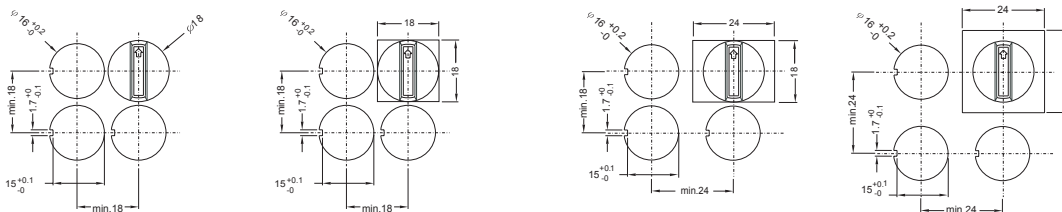
ADA16C6-□T1-A□□□

ADA16C6-□C1-A□□□



MOUNTING DIMENSIONS

Panel Thickness 0.5 To 5.0



**DESCRIPTION**

- * Multiple designs in head shape to fit with different panels and easy installation, including the standard design, flange bezel design and flush mounting bezel.
- * Available Size: Rectangular 18 x 24mm
Square 18 x 18mm & 24 x 24mm
Round diameter \varnothing 18mm
- * Can fit with different panels such as Mosaic Panel.
- * Multiple colors optional. Customer can choose the lamp color depending on his demands.
- * With options of Incandescent, LED, and Neon lamp or without lamp.
- * With two options of soldering or plug-in pins for contact to be used in different PCBs
- * IP40 protection degree.
- * IP65 protection degree is also available.
- * Approvals: UL/CUL/VDE/CE

SPECIFICATIONS

Electric Rating		250V AC 5A(VDE) 125V AC 6A 250V DC 0.2A 24V DC 6A	Contact Material	Silver
Life Expectancy	Mechanical Momentary	250,000 operations min	Terminal	Soldering / plug-in type
	Electrical Momentary	5A/250 AV> 2.5 X 10 ⁴ operations 4A/250 AV> 6.0 X 10 ⁴ operations 2A/250 AV> 2.0 X 10 ⁵ operations 1A/250 AV> 4.0 X 10 ⁵ operations	Wire Range	2x0.8mm ² max
Insulation Withstand Voltage		2000V AC60Hz 1min. between all terminals and ground	Cable Range	2x0.75mm ² Max
Position		90 \pm 5°(2-position)	Lighting	LED/incandescent/neon
Motion Tolerance		<20 operation/min	Storage Temperature	-40°C~+85°C
			Operating Temperature	-25°C~+55°C
			Degree of Protection	IP40/IP65

ORDER INFORMATION

MODEL FORMAT AD **1**16C **2** - **3****4**1 - **5****6****7****8**

1 CONTACT TYPE

D : SOLDER
P : Plug-In(1a1b)

2 DEGREE OF PROTECTION

4 : IP40
6 : IP65

3 FUNCTION

M : MOMENTARY
A : ALTERNATE

4 HEAD SHAPE

A : STANDARD
C : FLANGE
S : SQUARE
T : RECTANGULAR

5 CONTACT ARRANGEMENT

1 : 1a1b
2 : 2a2b (Solder)
3 : 3a3b (Solder)
4 : 4a4b (Solder)

6 VARIOUS OPTIONS OF DIFFERENT SWITCH TYPE




Alternate		Momentary
A	E	U

7 LAMPS

0 : Without lamps
A : Incandescent 6V AC/DC 200mA
B : Incandescent 14V AC/DC 80mA
C : Incandescent 28V AC/DC 40mA
D : Incandescent 48V AC/DC 25mA
E : Incandescent 60V AC/DC 20mA
F : Neon 110V AC
G : Neon 220V AC
H : LED 6V DC
J : LED 12V DC
K : LED 24V DC
L : Incandescent 33V AC/DC 35mA
M : Incandescent 6V AC/DC 40mA
N : Incandescent 14V AC/DC 40mA

8 LENS COLOR

B : Blue
G : Green
R : Red
W : White
Y : Yellow
K : Black



PLUG-IN



SOLDER



unit: mm

SHAPE				
DIMENSIONS	Ø 18	18x18	18x24	24x24
COLOR	B.G.R.W.Y.K	B.G.R.W.Y.K	B.G.R.W.Y.K	B.G.R.W.Y.K

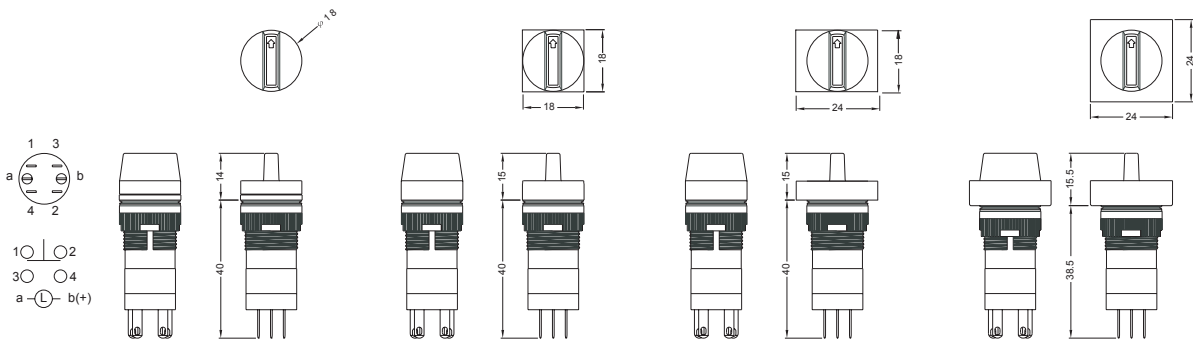
HEAD SHAPE

ADP16C4-□A1-1□□□

ADP16C4-□S1-1□□□

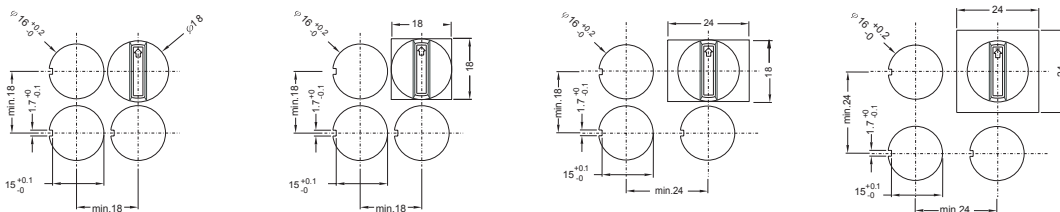
ADP16C4-□T1-1□□□

ADP16C4-□C1-1□□□







MOUNTING DIMENSIONS

Panel Thickness 0.5 To 5.0



unit: mm

SHAPE				
DIMENSIONS	Ø 18	18x18	18x24	24x24
COLOR	B.G.R.W.Y.K	B.G.R.W.Y.K	B.G.R.W.Y.K	B.G.R.W.Y.K

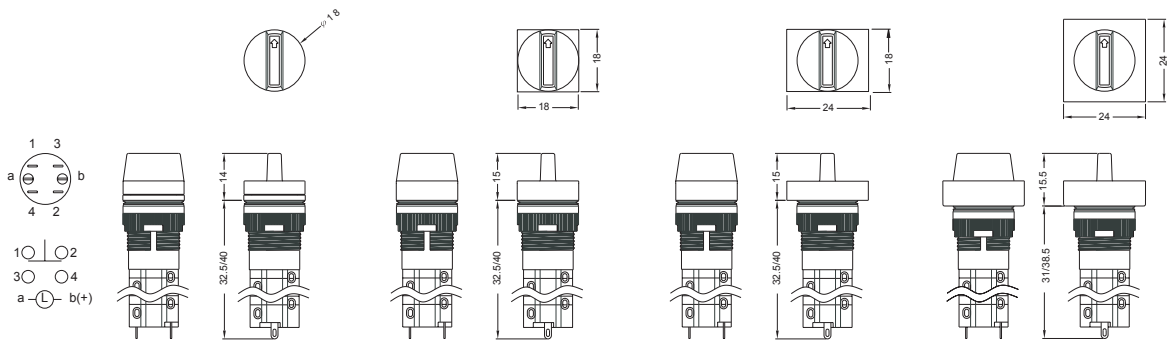
HEAD SHAPE

ADD16C4-□A1-□□□□

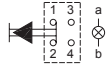
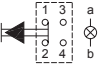
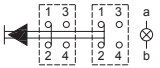
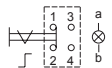
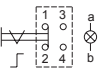
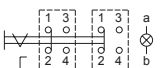
ADD16C4-□S1-□□□□

ADD16C4-□T1-□□□□

ADD16C4-□C1-□□□□



MOUNTING LENGTH

TYPE	SOLDERING		PLUG-IN		
momentary	SPST		A TYPE : 32.5 mm C TYPE : 31 mm S/T TYPE : 29 mm	SPST 	A TYPE : 40mm C TYPE : 39mm S/T TYPE : 36mm
	DPST		A TYPE : 40mm C TYPE : 38.5 mm S/T TYPE : 36.5mm		
alternate	SPST		A TYPE : 32.5 mm C TYPE : 31 mm S/T TYPE : 29 mm	SPST 	A TYPE : 40mm C TYPE : 39mm S/T TYPE : 36mm
	DPST		A TYPE : 40mm C TYPE : 38.5 mm S/T TYPE : 36.5mm		